

TECUMSEH ARROW BASKETBALL

2010-11 SEASON

Coach: Roger Culbertson



INDIVIDUAL SCORING and STATISTICS

#	Player	GP	Total			3-Point			Free Throws			Reb	A	Pts	Avg.
			FGM	FGA	Pct.	3PM	3PA	Pct.	FTM	FTA	Pct.				
14	McKee, Mike	21	92	236	0.390	49	149	0.329	40	59	0.678	77	55	273	13.0
10	Frank, Codi	21	67	155	0.432	14	42	0.333	49	74	0.662	47	94	197	9.4
24	Beidelschies, Brandon	21	82	136	0.603	0	0	0.000	24	41	0.585	120	14	188	9.0
15	Culbertson, Chase	21	56	149	0.376	25	73	0.342	48	68	0.706	45	50	185	8.8
34	Gozelski, Jordan	20	43	89	0.483	3	14	0.214	14	22	0.636	83	27	103	5.2
21	Mead, Trent	21	40	100	0.400	2	13	0.154	15	31	0.484	48	19	97	4.6
11	Snarr, Scott	21	25	59	0.424	5	18	0.278	27	40	0.675	36	23	82	3.9
33	Dixon, Adam	21	12	31	0.387	0	0	0.000	9	12	0.750	45	15	33	1.6
42	Winans-Berner, Gabe	5	7	14	0.500	2	4	0.500	1	1	1.000	11	1	17	3.4
32	Fambro, Yountz	16	5	18	0.278	1	8	0.125	0	0	0.000	9	12	11	0.7
23	Blevins, Ryan	4	2	7	0.286	1	5	0.200	0	0	0.000	2	3	5	1.3
25	Sheets, Alex	6	2	8	0.250	0	0	0.000	1	2	0.500	9	0	5	0.8
41	Clark, Morgan	3	1	4	0.250	1	2	0.500	1	2	0.500	2	3	4	1.3
23	Davis, Dalton	5	1	6	0.167	0	1	0.000	1	2	0.500	3	1	3	0.6
Totals		21	435	1,012	0.430	103	329	0.313	230	354	0.650	537	317	1,203	57.3

Team Rebounds: 29

OVERALL RECORD

	W	L	Pct.
Overall	10	11	0.476
Home	6	4	0.600
Away	4	6	0.400
Overtime	0	0	0.000
State Tournament	0	1	0.000

CENTRAL BUCKEYE CONFERENCE

Final Regular Season Standings

	Kenton Trail Division			Overall		
	W	L	Pct.	W	L	Pct.
(*) Bellefontaine	10	0	1.000	19	1	0.950
Tipp City	6	4	0.600	14	6	0.700
Tecumseh	6	4	0.600	10	10	0.500
Stebbins	3	7	0.300	9	11	0.450
Shawnee	3	7	0.300	8	12	0.400
Kenton Ridge	2	8	0.200	8	12	0.400

* - CBC Kenton Trail Conference Champion

TECUMSEH - GAME BY GAME TEAM SCORING and STATISTICS

Opponent	Total			3-Point			Free Throws			Reb	A	Pts
	FGM	FGA	Pct.	3PM	3PA	Pct.	FTM	FTA	Pct.			
Troy	18	48	0.375	2	12	0.167	15	28	0.536	24	17	53
at Tippecanoe (*)	19	46	0.413	2	10	0.200	14	24	0.583	33	11	54
Vandalia Butler	19	46	0.413	7	21	0.333	6	10	0.600	20	13	51
Urbana	20	50	0.400	7	17	0.412	4	7	0.571	21	15	51
at Stebbins (*)	22	47	0.468	4	13	0.308	20	38	0.526	30	15	68
Bellefontaine (*)	12	33	0.364	3	10	0.300	7	10	0.700	21	7	34
at Northmont	15	35	0.429	3	17	0.176	10	13	0.769	21	18	43
at Springfield	10	40	0.250	1	14	0.071	9	14	0.643	23	7	30
at Shawnee (*)	20	44	0.455	5	13	0.385	6	12	0.500	23	14	51
Kenton Ridge (*)	20	46	0.435	4	18	0.222	23	28	0.821	25	13	67
at Benjamin Logan	31	64	0.484	7	16	0.438	3	4	0.750	34	18	72
at Indian Lake	26	73	0.356	5	20	0.250	15	18	0.833	35	19	72
Stebbins (*)	20	43	0.465	4	13	0.308	3	6	0.500	38	15	47
at Bellefontaine (*)	13	30	0.433	1	8	0.125	4	10	0.400	15	9	31
Greenon	25	54	0.463	5	14	0.357	20	28	0.714	33	14	75
Shawnee (*)	22	47	0.468	8	17	0.471	12	16	0.750	26	21	64
Northwestern	31	67	0.463	10	24	0.417	15	23	0.652	41	27	87
at Xenia	26	57	0.456	5	21	0.238	15	21	0.714	29	13	72
at Kenton Ridge (*)	27	48	0.563	9	17	0.529	10	17	0.588	18	22	73
Tippecanoe (*)	20	41	0.488	5	13	0.385	10	13	0.769	30	14	55
vs Trotwood (at Trent Arena) (OT)	19	53	0.358	6	21	0.286	9	14	0.643	26	15	53
Totals	435	1,012	0.430	103	329	0.313	230	354	0.650	566	317	1,203

OPPONENTS - GAME BY GAME TEAM SCORING and STATISTICS

Opponent	Total			3-Point			Free Throws			Reb	A	Pts
	FGM	FGA	Pct.	3PM	3PA	Pct.	FTM	FTA	Pct.			
Troy	29	54	0.537	5	13	0.385	10	13	0.769	38	21	73
at Tippecanoe (*)	20	43	0.465	6	20	0.300	10	16	0.625	25	12	56
Vandalia Butler	21	42	0.500	4	13	0.308	7	8	0.875	28	17	53
Urbana	21	42	0.500	3	15	0.200	10	16	0.625	29	18	55
at Stebbins (*)	24	55	0.436	8	21	0.381	4	10	0.400	36	14	60
Bellefontaine (*)	22	39	0.564	6	15	0.400	7	15	0.467	20	19	57
at Northmont	25	55	0.455	3	10	0.300	7	9	0.778	31	15	60
at Springfield	27	49	0.551	3	7	0.429	1	2	0.500	28	13	58
at Shawnee (*)	19	40	0.475	1	6	0.167	15	24	0.625	28	11	54
Kenton Ridge (*)	17	41	0.415	2	11	0.182	17	21	0.810	27	12	53
at Benjamin Logan	16	44	0.364	5	20	0.250	6	13	0.462	27	12	43
at Indian Lake	13	31	0.419	1	6	0.167	15	27	0.556	36	10	42
Stebbins (*)	13	44	0.295	5	15	0.333	6	15	0.400	23	8	37
at Bellefontaine (*)	20	41	0.488	3	12	0.250	7	9	0.778	28	10	50
Greenon	16	41	0.390	2	12	0.167	10	18	0.556	28	7	44
Shawnee (*)	19	50	0.380	2	9	0.222	17	23	0.739	34	17	57
Northwestern	25	50	0.500	4	17	0.235	18	22	0.818	23	17	72
at Xenia	26	46	0.565	5	10	0.500	22	34	0.647	29	20	79
at Kenton Ridge (*)	27	54	0.500	3	12	0.250	6	9	0.667	32	8	63
Tippecanoe (*)	14	48	0.292	5	20	0.250	11	14	0.786	28	10	44
vs Trotwood (at Trent Arena) (OT)	21	51	0.412	2	7	0.286	18	25	0.720	40	9	62
Totals	435	960	0.453	78	271	0.288	224	343	0.653	618	280	1,172

* - League Game

Mad River Division

	League			Overall		
	W	L	Pct.	W	L	Pct.
(*) Graham	10	0	1.000	15	5	0.750
Urbana	8	2	0.800	15	5	0.750
Northwestern	5	5	0.500	7	13	0.350
Indian Lake	3	7	0.300	4	16	0.200
Greenon	2	8	0.200	4	16	0.200
Benjamin Logan	2	8	0.200	3	16	0.158


* - CBC Mad River Conference Champion




2010-2011 TECUMSEH ARROWS

CBC All-League Players

Codi Frank	1st Team
Mike McKee	1st Team
Brandon Beidelschies	Special Mention
Chase Culbertson	Sportsmanship Award




#10 CODI FRANK
1st Team All-League



#14 MIKE MCKEE
1st Team All-League



#24 BRANDON BEIDELSCHIES
Special Mention All-League



#15 CHASE CULBERTSON
Sportsmanship Award